





DIFICULTADE: NIVEL 2






# CONSTRUIMOS

UN INSTRUMENTO  
REUTILIZANDO MATERIAIS


"TARRAÑOLA"




# MATERIAIS



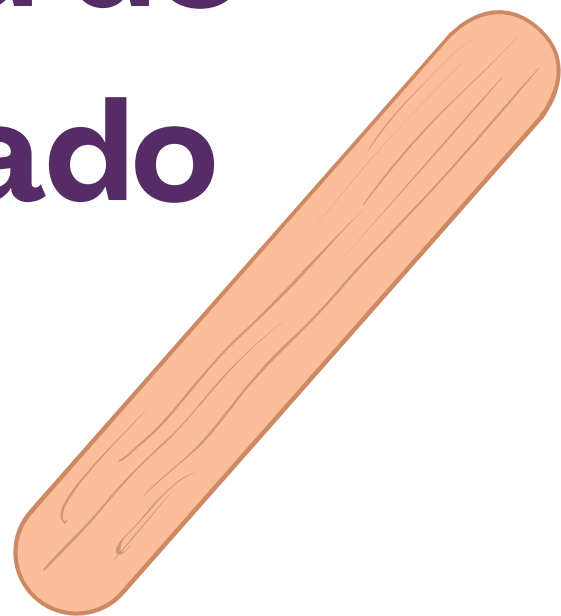
**Media casca  
de noz**



**Fío**



**Pau de  
xeado**



**Rotuladores**




# Paso 1

Quítalle cun alicate un anaco á casca da noz.




# Paso 2

Anoa o fío ao redor da noz.




# Paso 3

**Dálle varias voltas á noz co fío e volve anoar.**



# Paso 4

**Metete o pau do xeado entre os fíos e dálle varias voltas ata que se tense.**



# Paso 5

Decora como máis che guste.



FIN!

