




DIFICULTADE: NIVEL 1






CONSTRUIMOS

UN INSTRUMENTO
REUTILIZANDO MATERIAIS

"CHAS-CHAS"



MATERIAIS



Goma EVA




Pegamento
silicona fría



Rotuladores



Chapas



Paso 1

Recorta un anaco de goma EVA


14 cm

3,5 cm



Paso 2

**Decora a goma EVA cos rotuladores
(só unha cara)**



Paso 3

Pega as chapas nos extremos da goma
EVA pola cara sen pintar.



Paso 4

Deixa secar



FIN!

